

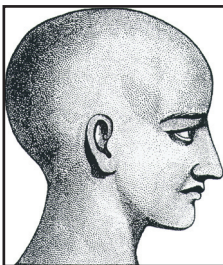
Errata Packet

Rocket Phonics®

04301KIO

05.01 — Version 1.00

© 2005, 2003



The Critical Thinking Co.

(BRIGHT MINDS™)

www.CriticalThinking.com

P.O. Box 1610 • Seaside • CA 93955-1610

Phone 800-458-4849 • FAX 831-393-3277

Rocket Phonics® Errata Packet

Content List

1. page 7
2. page 104
3. page 149
4. page 177
5. page 178
6. page 223
7. page 234
8. page 236
9. page 238
10. page 240
11. page 242
12. page 244
13. 2 pig cards
14. 1 Treasure Hunt #2 Clue 1 card

Rocket Phonics® Quick Start

No time to read all the instructions? No problem. Start NOW with these steps.

Length of each lesson: 15 – 50 minutes, depending on your child’s interest. What will your child cover in each lesson? That too will vary by skill and interest.

Step 1: Introduce the Sounds

If your child is a very young reader, we suggest starting with the Play & Read Cards. See directions on pages 14 – 16. You can also start right in the *Rocket Phonics®* book. Using the nine pictures on page 22, ask your child to say each symbol’s sound. Example: “This is an *a*. In *Rocket Phonics®*, *a* **always** sounds like *ah* as in *apple*.” Do all nine symbols. See pages 13 and 19 for details.

Step 2: Practice the Sounds

Play Bingo on page 23. To call out the letters, shuffle the cards for the first nine symbols, then turn them over, one at a time, saying the sound *ah* for the symbol *a*, etc. Cheer when your child has four in any direction and yells “Bingo!” See Bingo variations on pages 18 and 23. So two can play together, extra bingo cards are in your kit.

Step 3: Review the Sounds

Using two cards of each symbol, play Go Fish (instructions on pages 42 and 46) or a memory game (see page 43) or Bingo until your child comfortably knows each symbol’s sound. As you play, be sure to name each symbol by its sound (*ah* for *a*, etc.)

Step 4: Begin Reading!

Go to page 25. Use the peeker to show one word at a time. Show your child he can read by saying one symbol’s sound, then blending it with the second symbol’s sound. Example: an: *ah* and *ni*. Say it faster until you say *an*. Then to say *man*, he can add the *mi* sound to the blend *an*. Details on blending are on pages 8–9 and 24–25. Wow! Your child is already reading!

Step 5: Progress Through the Symbols

The three other sets of nine symbols are introduced on pages 28, 34 and 38. Play Bingo, Go Fish and memory games until your child has learned the symbols and read each set’s practice words. Play review Bingo on page 45.

Step 6: Have Fun Reading Sentences

Reading prompted words is introduced on pages 49 and 50. Show your child he can read each word using the prompts (helpers). No need to guess! Play Simon Says together (page 52), laugh at the riddles and jokes. Rocket Phonics® reading is fun!

Continue reading through Lesson 2.5. By the end of this lesson, your child will have practiced his first common words so all or most will be sight words for him. On page 77 you’ll find your First Common Words List. Use it to see which are already sight words. Beginning with Lesson 3.1, words on the list will no longer be prompted.

Congratulations! Your child has begun the transition to independent reading!

The wind began to blow as *hard* as he could. The man had to lean *forward*. But the *harder* he blew, the tighter the man held his *collar* to him. Finally the wind gave up. He stepped *backward*.

Then the sun came out. He shone in all his glory on the man. Soon, the man found it too hot to walk with his coat on.

Kindness is better than force.

The following comprehension questions are to be read to the student and discussed.

1. How did the sun and the wind try to decide who was stronger?
2. Why did the man tighten his coat in the wind?
3. Who was nicer to the man, the wind or the sun?
4. Do you agree with the moral of the story? Explain your thinking.

Hey! Somebody Goofed! Game

The typist goofed and typed a bunch of common words, but forgot to put a space in between them! Can you help? Read out loud the prompted words. See if you can find where our typist should have put a space. Put a slash between the two words and read them again. (The answers are on page 108.) See the example below:

Example: warmwash The space should go here: warm / wash

atecold
ay k oa

everygreen
u ea ea

pairmyself
ay ie

leavemoney
u ea

mightyyellow
ie oa

goesupon
oa z

roundpart
ow o

findcut
ie k

Third Common Word List

k u u

along ___
u

close* ___
k oa

eyes ___
ie z

girl ___
u

always ___
o z

clothes ___
k oa z

face ___
ay s

go ___
oa

anything ___
e ea

coat ___
k

fall ___
o

goes ___
oa z

around ___
u ow

cold ___
k oa

far ___
o

green ___
ea

ate ___
ay

cut ___
k

find ___
ie

grow ___
oa

away ___
u

didn't ___

fine ___
ie

happy ___
ea

back ___

does ___
u z

fire ___
ie u

hard ___
o

black ___

door ___
oa

first ___
u

head ___

buy ___
ie

dress ___

fly ___
ie

high ___
ie

car ___
k o

early ___
u ea

found ___
ow

hold ___
oa

carry ___
k ea

eight ___
ay

four ___
oa

home ___
oa

clean ___
k

every ___
ea

funny ___
ea

hope ___
oa

close* ___
k oa z

gave ___
ay

*(*close* has **two** pronunciations for **one** spelling.)

Fourth Common Word List

k u

able

ay ul

—

because

i k o z

—

body

ea

—

ever

—

above

u u

—

become

i ku

—

book

ou

—

five

ie

—

across

u k

—

begin

i

—

both

oa

—

follow

oa

—

against

u e

—

behind

i ie

—

box

ks

—

friend

—

ago

u oa

—

being

ea

—

build

u

—

front

—

air

ay

—

believe

i ea

—

call

k o

—

glass

—

almost

o oa

—

be♦low

i oa

—

color

k u u

—

great

ay

—

Amer♦i♦can

u ay k u

—

beside

i ie

—

complete

k u ea

—

happen

u

—

among

u

—

better

—

cover

k u

—

heard

u

—

an♦i♦mal

u

—

between

i ea

—

different

—

himself

—

answer

—

bird

u

—

during

—

horse

oa

—

ball

o

oo

blue

z ea

—

easy

ow

—

hour

—

became

—

boat

—

i k ay

however <u>ow</u>	music <u>oo</u> z k	picked t	something u
hundred	next ks	piece <u>ea</u> s	sound <u>ow</u>
knew <u>oo</u>	none u	place <u>ay</u> s	special <u>sh</u> u
letter	<u>no</u> on	problem	table <u>ay</u> ul
line <u>ie</u>	<u>no</u> th	product k	<u>th</u> ese <u>ea</u> z
listen	<u>no</u> thing u	<u>re</u> ach	<u>th</u> rough <u>oo</u>
low <u>oa</u>	number	remember i	told <u>oa</u>
map	object k	rock	toward <u>oa</u> u
mark o	oil <u>oy</u>	<u>ro</u> om	tree <u>ea</u>
measure <u>zh</u>	open <u>oa</u>	rule <u>oo</u>	true <u>oo</u>
minute i	<u>oth</u> er u	several u	u♦su♦al <u>yoo</u> <u>zh</u> wul
morning <u>oa</u>	passed t	<u>sh</u> ip	went
most <u>oa</u>	pattern	shown <u>oa</u>	word u

Sixth Common Word List

*(*record* has two pronunciations for one spelling.)

a♦re♦a _____
ay ea u

direction _____
k sh u

farmer _____
o

In♦di♦an _____
ea u

arms _____
o z

discover _____
k u

felt _____

interest _____
i

beautiful _____
y oo

distance _____
u s

finish _____

it's _____

bill _____

divide _____
ie

flower _____

kept _____

brother _____
u

don't _____
oa

forest _____
oa

later _____
ay

can't _____
k

drive _____
ie

general _____
j u

lay _____

cause _____
k o z

drop _____

gone _____

leg _____

cell _____
s

edge _____
j

gov♦ern♦ment _____ length _____
u

center _____
s

eggs _____
z

heart _____
o

list _____

dance _____
s

energy _____
j ea

held _____

main _____
ay

describe _____
i k ie

Europe _____
y oo u

i♦de♦a _____
ie ea u

ma♦ter♦ial _____
u i ea ul

develop _____
i u

exercise _____
ks s ie z

include _____
k oo

matter _____

dif♦fer♦ence _____
s

big__	got__	long__	sing__	upon__
boy__	had__	man__	soon__	us__
bring__	hand__	may__	stand__	way__
brown__	hat__	mean__	stop__	well__
but__	hear__	men__	such__	will__
day__	help__	much__	tell__	wish__
dear__	her__	must__	ten__	with__
did__	him__	near__	than__	yes__
dog__	hot__	not__	thank__	yet__
down__	how__	now__	that__	your__
each__				
_____	_____	_____	_____	_____

Subtotal _____(from this side)
 + Subtotal _____(from other side)
 Total _____(out of 101 words)

out__	saw__	there__	was__
over__	school__	they__	watch__
own__	see__	third__	we__
people__	seem__	those__	were__
please__	she__	though__	what__
present*__	should__	three__	when__
present*__	size__	to__	which__
pretty__	small__	turn__	who__
put__	some__	two__	work__
read*__	sure__	until__	would__
read*__	take__	use*__	year__
right__	talk__	use*__	you__
said__	their__	very__	young__

Subtotal _____(from this side)
 + Subtotal _____(from other side)
 Total _____(out of 103 words)

house__	order__	sit__	walk__
into__	pair__	six__	want__
keep__	part__	sleep__	warm__
kind__	real__	slow__	wash__
leave__	ride__	so__	water__
love__	round__	start__	where__
might__	same__	step__	while__
money__	second__	sun__	white__
myself__	seven__	today__	why__
o'clock__	short__	took__	woman__
old__	show__	try__	write__
once__	sister__	under__	yellow__
			yesterday__

Subtotal _____(from this side)
 + Subtotal _____(from other side)
 Total _____(out of 99 words)

however__	music__	picked__	something__
hundred__	next__	piece__	sound__
knew__	none__	place__	special__
letter__	noon__	problem__	table__
line__	north__	product__	these__
listen__	nothing__	reach__	through__
low__	number__	remember__	told__
map__	object__	rock__	toward__
mark__	oil__	room__	tree__
measure__	open__	rule__	true__
minute__	other__	several__	usual__
morning	passed__	ship__	went__
most__	pattern__	shown__	word__

Subtotal _____(from this side)
 + Subtotal _____(from other side)
 Total _____(out of 102 words)

light__	plane__	sign__	thought__
machine__	plant__	space__	time__
miss__	point__	spell__	together__
move__	produce*__	star__	understand__
note__	produce*__	stay__	wait__
ocean__	question__	still__	wave__
often__	quick__	stood__	west__
oh__	rest__	street__	wheel__
page__	road__	strong__	whole__
paper__	science__	study__	wind*__
person__	sea__	surface__	wind*__
picture__	shape__	system__	winter__
	side__		world__

Subtotal _____(from this side)

+ Subtotal _____(from other side)



Total _____(out of 100 words)

meet__	power__	root__	summer__
member__	probably__	simple__	teach__
met__	race__	sky__	test__
mile__	rain__	soft__	train__
million__	raise__	sometime__	wall__
mind__	ready__	son__	weather__
month__	reason__	song__	week__
moon__	record*__	south__	whether__
mountain__	record*__	spring__	wide__
paint__	region__	square__	wild__
past__	represent__	state__	window__
perhaps__	return__	store__	without__
	river__	sudden__	written__

Subtotal _____(from this side)

+ Subtotal _____(from other side)

Total _____(out of 100 words)



Clue # 1

Hooray for you!

What will you do to find clue number two?

You'll look under an end table, that's what you'll do.

Place under a telephone