



CLASSIFYING BY PATTERN - FIND THE EXCEPTION




Example 1



Directions  Study the patterns on the five butterflies. Catch the butterfly with the pattern that does NOT belong to the class and drag it into the jar. To change your answer open the jar to release the butterfly.



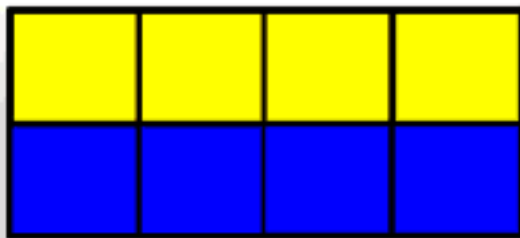
DIVIDING SHAPES INTO EQUAL PARTS



Example 1

Directions

Divide the shape in the window into equal parts. Build each shape with the colored CDs on the stereo by selecting the color CD you want and then clicking on the shape in the window. Use both colors (one for each part).



The large rectangle has been divided into two equal rectangles, each 4 squares long.

