









Smart Abacus™

PreK-K

	$\begin{array}{r} 2 \\ + 3 \\ \hline 5 \end{array}$	
		
		
  		

The abacus that teaches children addition and subtraction.

START

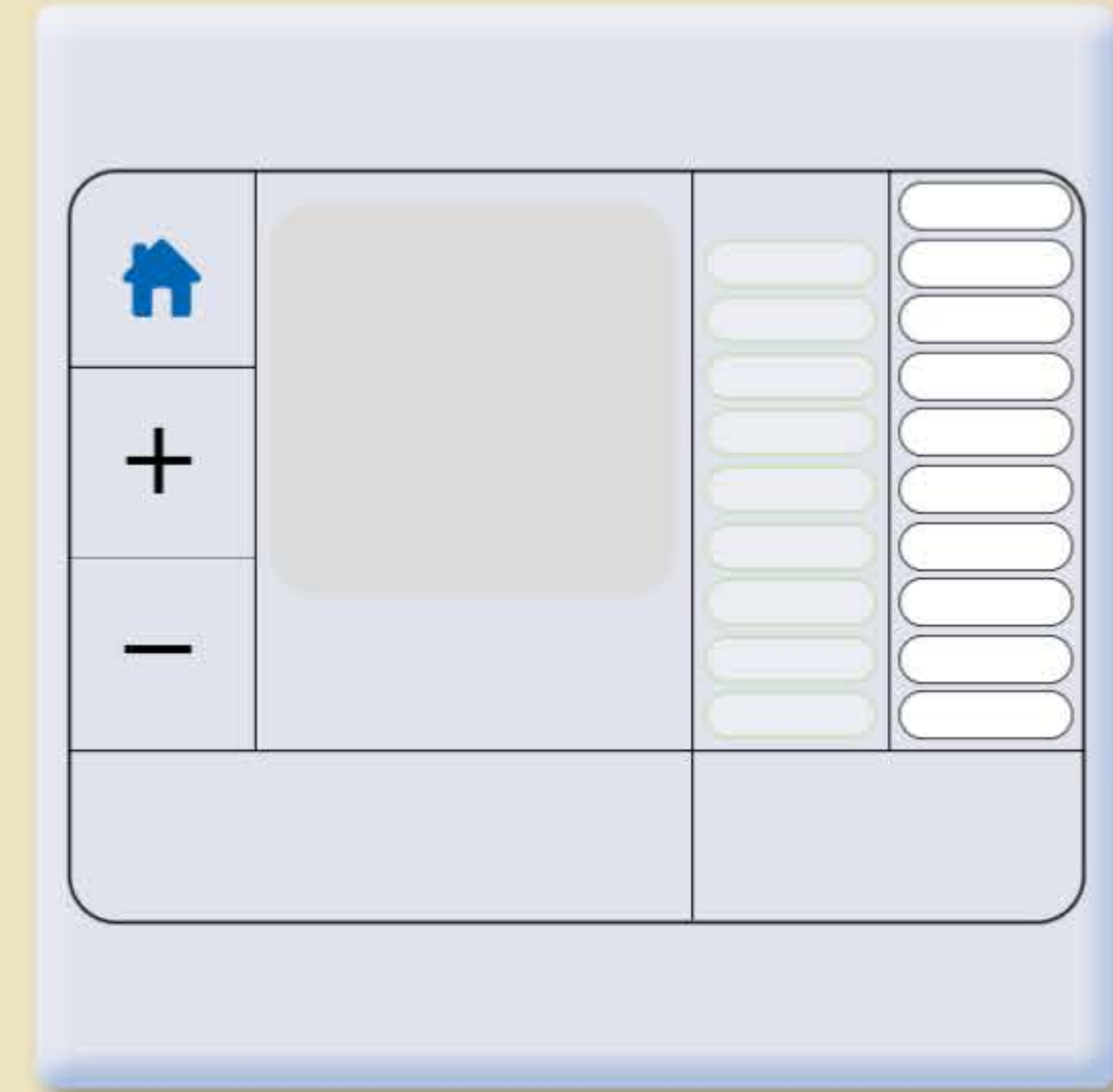
Smart Abacus™

Preschool



Teaching Mode

Teaches students how to use the *Smart Abacus™* to add, subtract, and regroup.



Calculator Mode

Use this mode to solve your own addition and subtraction problems.

GO

Clear User Data

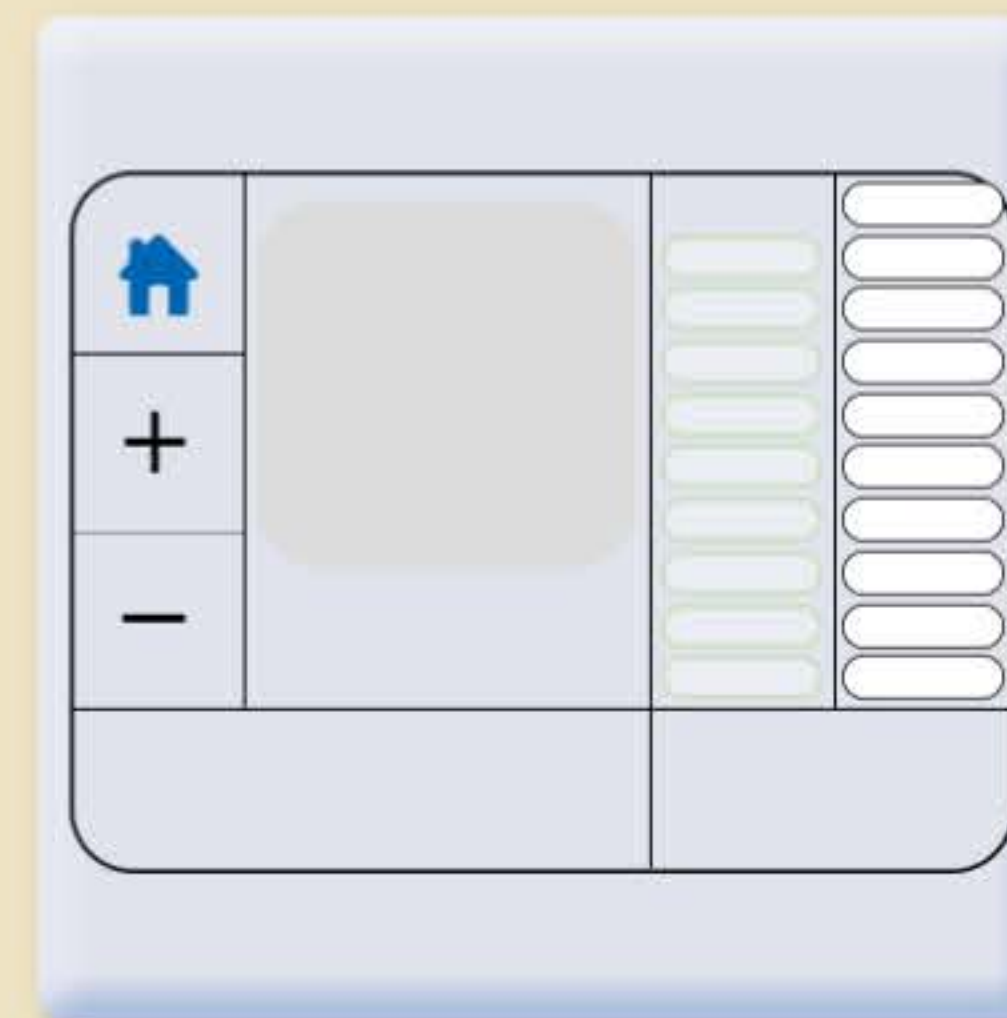
Smart Abacus™

Other Products

Preschool Home



Teaching Mode



Calculator Mode

Addition		Subtraction	
Lesson 1	sums 2-6	Lesson 1	differences 1-5
Lesson 2	sums 0-11	Lesson 2	differences 0-15
Lesson 3	sums 12-25	Lesson 3	regrouping; differences 0-25
Lesson 4	adding tens; sums 20-50	Lesson 4	differences 0-50
Lesson 5	sums 51-99	Lesson 5	differences 0-99

About

Resume
Addition
Lesson 1



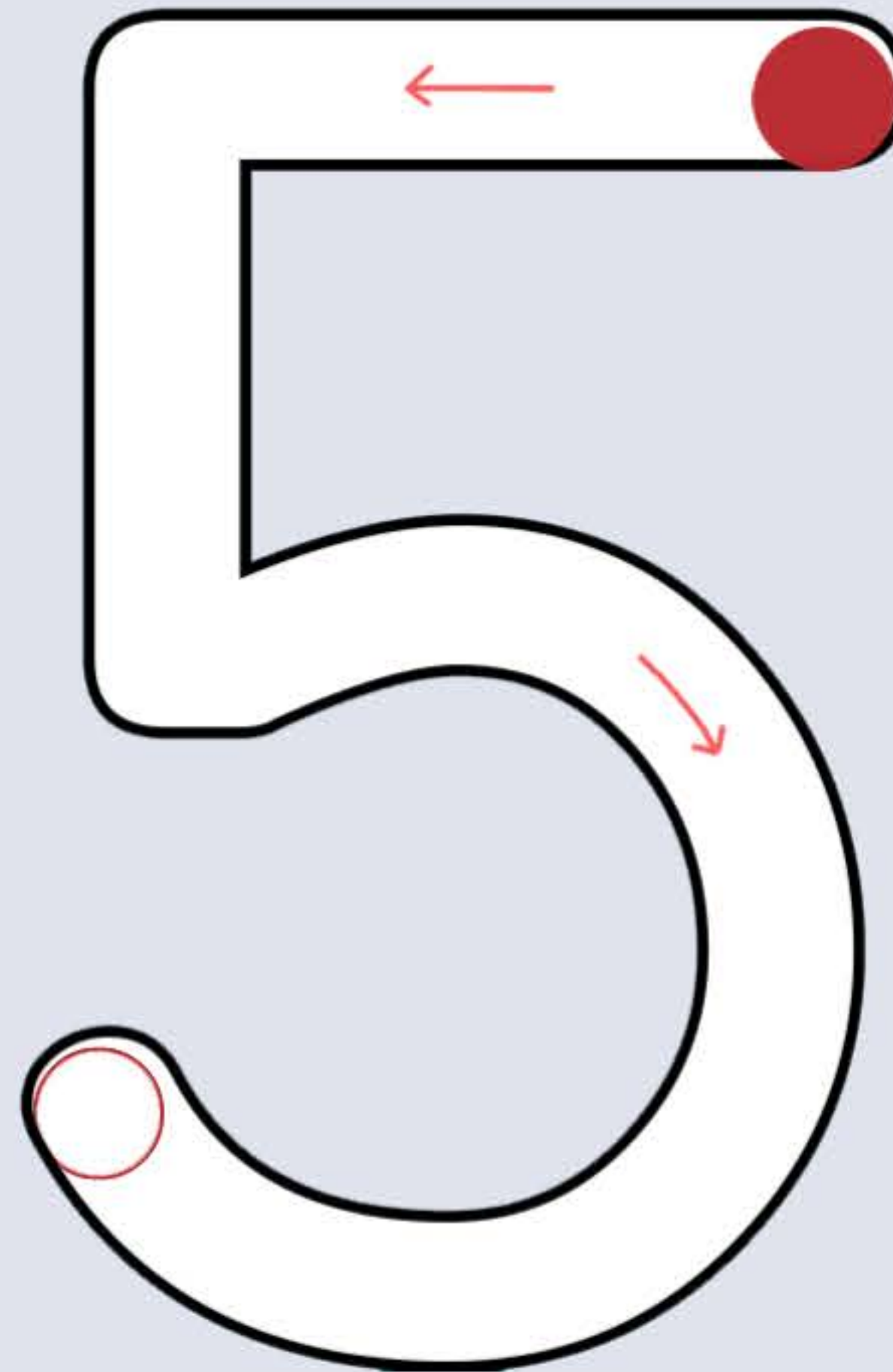
$$\begin{array}{r} 3 \\ + 2 \\ \hline \end{array}$$

10 empty rounded rectangular boxes with green outlines, arranged vertically for writing the answer.

10 empty rounded rectangular boxes with gray outlines, arranged vertically. The bottom 5 boxes are filled with solid black.



5





$$\begin{array}{r} 4 \\ - 1 \\ \hline \end{array}$$

Vertical column of 10 empty rounded rectangular boxes with green outlines.

Vertical column of 10 empty rounded rectangular boxes with grey outlines. The second box from the bottom is highlighted with an orange border, and the bottom three boxes are filled with black.



3



$$\begin{array}{r} 10 \\ + 20 \\ \hline 30 \end{array}$$

Correct! 😊

Abacus grid with 10 horizontal slots. The top 7 slots are empty with a light green outline. The 8th slot is filled with solid light green. The 9th and 10th slots are also filled with solid light green.

Abacus grid with 10 horizontal slots. All 10 slots are empty with a light gray outline.



3

0

