

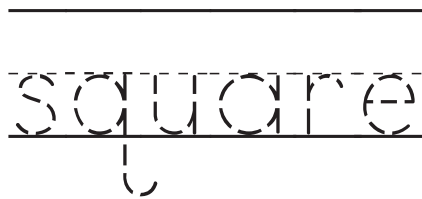

Table of Contents

HOW TO USE THIS BOOK	iv
CHAPTER ONE—DESCRIBING COLORS	1
Describing Red	2
Describing Orange	3
Describing Yellow	4
Describing Green	5
Describing Blue	6
Describing Purple	7
Describing Brown	8
Describing Black	9
Describing White	10
Naming Colors	11-12
Matching Pictures to Colors	13-14
CHAPTER TWO—DESCRIBING SHAPES	15
Describing Lines	16-17
Describing Circles	18
Finding Circles	19
Drawing Circles	20
Describing Ovals	21
Describing Angles - Lines That Touch	22
Describing Squares	23
Finding Squares	24
Drawing Squares	25
Describing Rectangles	26
Finding Rectangles	27
Drawing Rectangles	28
Describing Triangles	29
Finding Triangles	30
Drawing Triangles	31
Describing Hexagons	32
Drawing Hexagons	33
Tracing Shapes	34
Matching Shapes and Colors	35-36
Describing Size	37-38
Describing Solids - Cube and Sphere	39
Describing Solids - Cone and Cylinder	40
Describing Flat or Solid	41
Describing Shapes	42-43
CHAPTER THREE—SIMILARITIES AND DIFFERENCES – SHAPES	44
Matching Shapes	45-46
Matching by Shape and Color	47-48
How Alike and Different	49-50
CHAPTER FOUR - SEQUENCES OF SHAPES	51
What Color Squares Comes Next?	52-53


What Comes Next?	54-55
Describing a Sequence	56
CHAPTER FIVE—KINDS OF SHAPES	57
Comparing Characteristics	58-59
Describing a Group—What Belongs?	60-62
Which Shape Does Not Belong?	63-65
Sorting Shapes	66-68
CHAPTER SIX—THINKING ABOUT FAMILY MEMBERS	69
Describing Family Members	70-73
Similar Family Members	74
CHAPTER SEVEN—THINKING ABOUT FOOD	75
Describing Food	76-80
Describing Parts of a Whole	81
Describing Parts of a Tree	82
Similar Foods	83-84
Kinds of food	85-86
CHAPTER EIGHT—THINKING ABOUT ANIMALS	87
Describing Animals	88-96
Similar Animals	97-98
Similarities and Differences	99
Kinds of Animals	100-104
CHAPTER NINE—THINKING ABOUT JOBS	105
Describing Jobs	106-109
Similar Jobs	110-111
Similarities and Differences	112
Kinds of Jobs	113-114
CHAPTER TEN—THINKING ABOUT VEHICLES	115
Describing Vehicles	116-122
Similar Vehicles	123-124
Similarities and Differences	125
Kinds of Vehicles	126-129
Match Drivers to Their Vehicles	130
CHAPTER ELEVEN—THINKING ABOUT BUILDINGS	131
Describing Buildings	132-136
Similar Buildings	137-138
Similarities and Differences	139
Kinds of Buildings	140-142
CHAPTER TWELVE — THINKING AND WRITING ABOUT POSITION	143
Writing About Position - Above and Below	144-146
Writing About Position - Inside and Outside	147-148
Writing About Position - Front and Behind	149-150
Writing About Position - Between and Beside	151-153

DRAWING SQUARES

Trace the word.







Trace the squares. Then color the inside of each square any color you choose.



WHAT COLOR SQUARE COMES NEXT?


Color the last square to continue the sequence.

Example



KINDS OF ANIMALS

In each group, three of the animals are the same kind. Mark an "X" through the animal that does not belong. Then trace the word that describes each kind of animal.



birds



mammals



reptiles

DESCRIBING PARTS OF A BICYCLE

Look at the picture of the bicycle. Use words from the WORD BOX to describe a bicycle.

WORD BOX
 chain, handlebars, pedal, seat, wheel

This part steers the bike. It is called the _____

This part holds the rider. It is called a _____

The bike rolls on this part to move. It is called a _____

This part makes the driver's pedaling turn the back wheel so the bike will move. It is called the _____

The rider's foot pushes this part to make the bike move. It is called a _____



Tell your partner why each part is important. What would happen if that part was missing or damaged?

KINDS OF BUILDINGS

We use special words to describe how a building is used or who owns it. Draw a line from each picture to the word that describes how it is used. Then trace and copy each word.



business



government



residence



storage

WRITING ABOUT POSITION - INSIDE AND OUTSIDE




The circle is **inside** the square.

The circle is **outside** the square.



Trace and use the words from the WORD BOX to complete each sentence.

WORD BOX
circle, inside, outside



The square is

the



The square is

the