

Table of Contents

HOW TO USE THIS BOOK	iv
CHAPTER ONE - DESCRIBING COLORS	1
Which Thing Is Red?	2
Which Thing Is Orange?	3
Which Thing Is Yellow?	4
Which Thing Is Green?	5
Which Thing Is Blue?	6
Which Thing Is Purple?	7
Which Thing Is Brown?	8
Which Thing Is Black?	9
Which Thing Is White?	10
CHAPTER TWO - DESCRIBING SHAPES	11
Describing Colors	12-13
Describing Circles	14-15
Describing Triangles	16-17
Describing Squares	18-19
Describing Rectangles	20-21
Describing Hexagons	22-23
Describing Colors and Shapes	24-25
Combining Shapes	26-27
Describing Size	28-30
Describing Shapes by Size	31-34
CHAPTER THREE - COMPARING SHAPES	35
Which Shape Does Not Match the Block?	36
Matching by Shape and Color	37-38
Matching Shapes	39
Comparing Size	40-41
Comparing How Shapes Are Different	42
Above or Below	43-45
Patterns of Shape or Color	46
Which Color Comes Next?	47
Which Shape Comes Next?	48
CHAPTER FOUR - GROUPING SHAPES	49
Describing a Group	50-51
Which Shape Does Not Belong?	52-53
Describing a Group - Adding a Shape	54
Sorting Blocks	55-56
CHAPTER FIVE - THINKING ABOUT FAMILY MEMBERS	57
Describing Family Members	58-60
Family Members That Are Alike	61
Male or Female	62-63
Adult or Child	64

CHAPTER SIX - THINKING ABOUT LIVING THINGS	65
Describing Living and Non-Living Things	66-67
Kinds of Living Things	68-69
Describing Animals.....	70-75
Describing How Animals Move.....	76-78
Describing the Size of Animals.....	79-80
Animals That Are Most Alike	81
Kinds of Animals.....	82
CHAPTER SEVEN - THINKING ABOUT FOOD	83
Describing Foods	84-88
Similar Foods	89
Kinds of Food	90
CHAPTER EIGHT - THINKING ABOUT JOBS	91
Describing Jobs	92
Describing Vehicles.....	93
Describing Jobs and Vehicles	94
Describing Buildings.....	95
Describing Jobs and Buildings	96-97
Similar Jobs.....	98-99
Kinds of Jobs.....	100
CHAPTER NINE - THINKING ABOUT YOUR SENSES	101
Using Your Eyes	102
Using Your Ears	103
Using Your Nose	104
Using Your Skin.....	105
Using Your Tongue	106
What Do You See, Feel, or Smell?.....	107
What Do You See, Hear, or Taste?	108



WHICH THING IS RED?

This color is red. In the first row the tomatoes are red. Trace the circle.



Circle the red thing in each row.

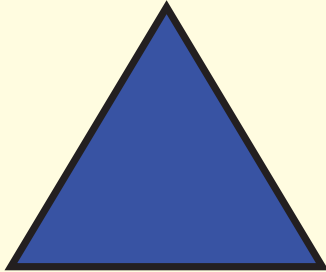


.....



DESCRIBING TRIANGLES

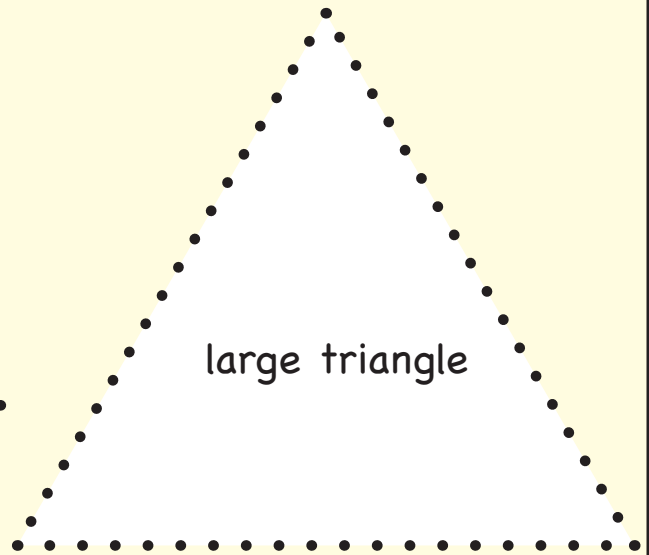
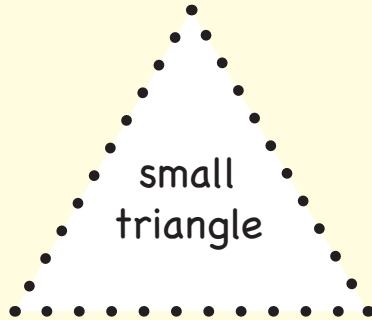
A triangle is a shape that has three sides and three corners.






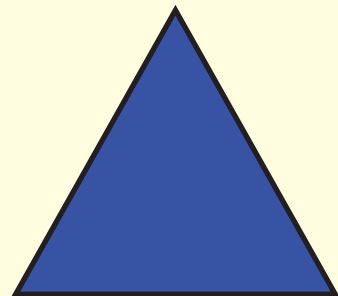

We see triangles in things around us.



Triangles can be large or small. Find an attribute block to fit each triangle. Trace and color it to match your block.

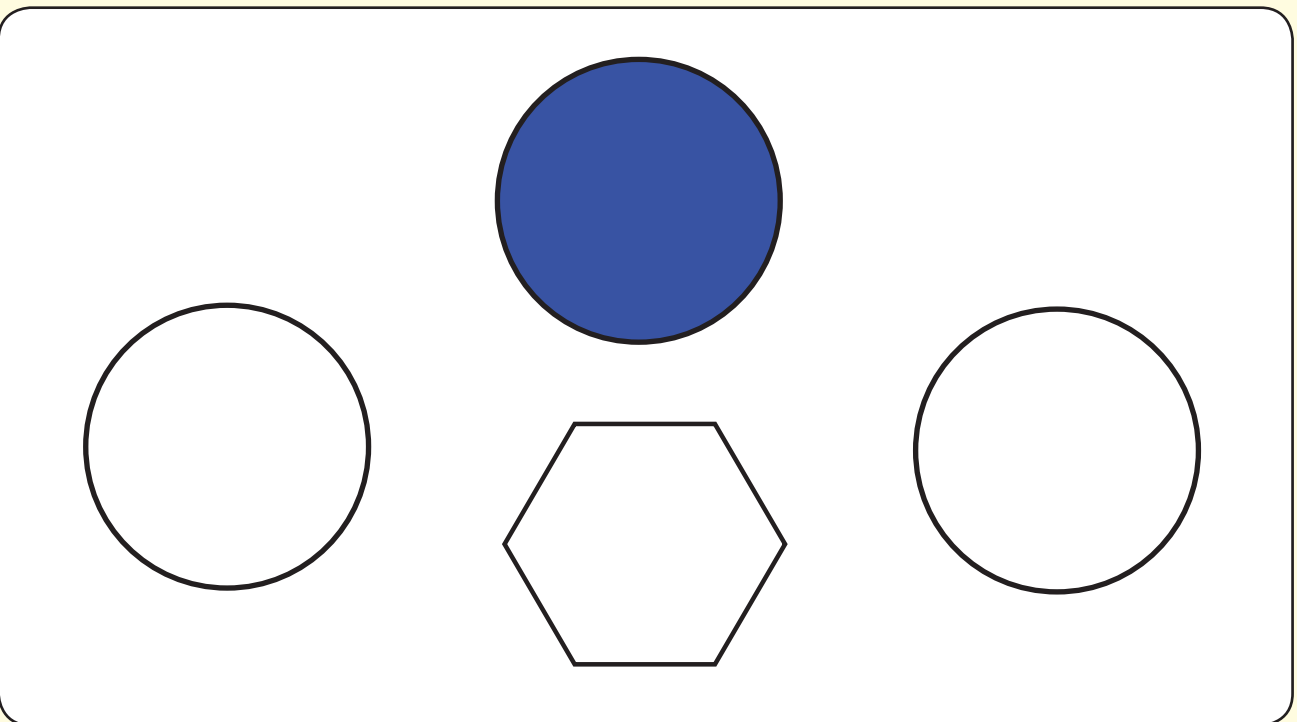
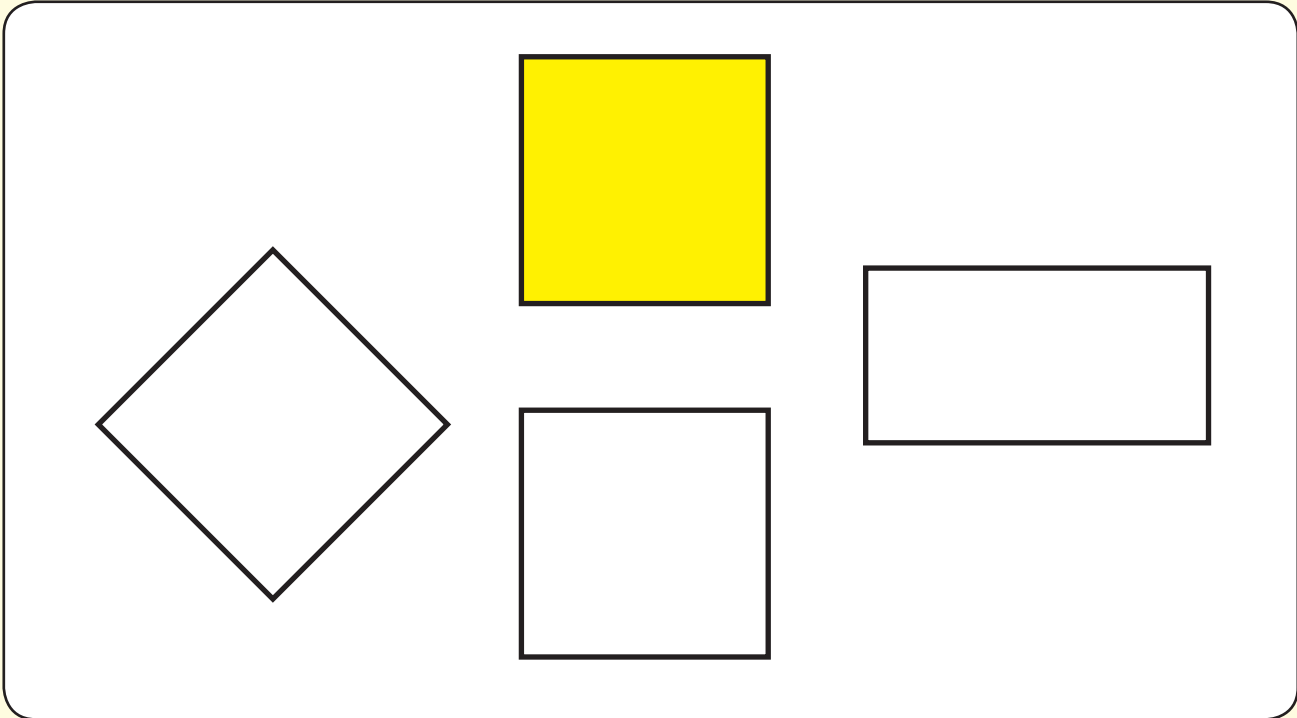


Draw a circle around each triangle.



WHICH SHAPE DOES NOT MATCH THE BLOCK?



Find an attribute block that matches the colored one. Move the block to the other shapes. If the block fits, color it to match. If it does NOT fit, color the shape red.



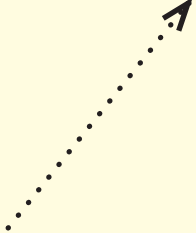



DESCRIBING A GROUP

Trace the line from the shape to the group in which it belongs. Then draw a line from each shape to the group in which it belongs.

SHAPES



GROUPS



DESCRIBING FAMILY MEMBERS

In each row, circle the picture of the family member that your teacher describes.*



*Descriptions are available on page 13 of the free answer guide.

DESCRIBING LIVING AND NON-LIVING THINGS

Living things can be plants or animals. Living things are born or come up from seeds. They grow, make new ones, and die. Non-living things do not grow, make new ones, or die.

Draw a circle around the picture of each **living** thing.



sunflower



microwave oven



bicycle



snake



chicken



rocks