

# TABLE OF CONTENTS

About the Author.....ii  
 NCTM Standards.....iii  
 How to Use This Book.....v  
 Teaching Suggestions .....v


NCTM STANDARDS	Number and Operations	Algebra	Geometry	Measurement	Data Analysis and Probability
<b>SKILLS</b>					
Addition	13, 14, 41, 44, 45, 47, 60, 68, 69, 72, 73, 76, 77, 79, 80, 82, 85, 88, 89, 132, 141, 160, 163, 164, 165, 166, 167, 168, 174, 181, 187, 192, 199, 202, 206, 207, 209, 213, 218, 226	39, 59, 62, 70, 71, 81, 86, 90, 182, 184, 216, 219			
Bar Graph					100, 118, 120, 121, 124, 125, 178, 179, 203, 205
Calendar				173	
Capacity				225, 247	
Coins				135, 136, 177, 214, 247	
Count	11, 24, 33, 34, 37, 38, 41, 42, 43, 44, 45, 46, 47, 52, 63, 72, 73, 76, 77, 78, 79, 80, 110, 111, 131, 138, 139, 140, 141, 144, 145, 146, 153, 154, 159, 160, 163, 164, 165, 166, 167, 168, 171, 180, 181, 183, 187, 188, 189, 192, 194, 199, 204, 206, 207, 212, 215, 226, 230, 231	8, 9, 10, 39, 65, 70, 71, 81, 91, 92, 95, 96, 97, 98, 122, 143, 172, 182, 184, 185, 186, 227, 228, 229	84	22, 135	75, 118, 120, 121, 124, 125, 178, 179, 203
Fractions	128, 132, 133, 162, 175, 176, 197		222	129, 221, 196	
Language	21, 35, 36, 38, 40, 41, 43, 55, 61, 88, 93, 94, 106, 110, 111, 131, 133, 137, 161, 187, 201, 233	15, 16, 29, 57, 65, 86, 90, 91, 92, 95, 96, 97, 98, 116, 119, 186, 216, 219, 228, 229, 242, 244, 246	48, 51, 58, 74, 83, 130, 155, 157, 190, 191, 210, 222, 237	135, 149, 150, 151, 152, 156, 158, 173, 177, 195, 200, 214, 241, 245, 247	67, 75, 87, 100, 113, 118, 120, 123, 124, 125, 126, 127, 142, 178, 179, 203, 217, 223, 232, 234
Length		53, 103		156, 158	99
Likelihood				149, 152, 173	67, 123, 126, 127, 142, 232, 234

Free resource from www.criticalthinking.com. Commercial redistribution prohibited


## TABLE OF CONTENTS (Cont.)

NCTM STANDARDS (cont.)	Number and Operations	Algebra	Geometry	Measurement	Data Analysis and Probability
SKILLS (cont.) Match	7, 18, 31, 33, 34, 37, 42, 43, 63, 131, 138, 139, 140, 144, 145, 146, 153, 154, 159, 174, 180, 183, 188	2, 39, 66, 107	12, 84, 114, 190, 191, 238	129, 177	87, 113
Number Line	60, 105, 108, 109, 201, 202, 233, 235	53, 54, 56, 59, 62, 103, 104, 105, 246, 248			
Odd/Even		17, 19, 20, 23, 25, 28, 30, 32, 143, 185, 186			
Order	26, 27, 35, 36, 38, 40, 55, 61, 88, 137, 141, 160, 161, 168, 181, 208, 218, 226	15, 16, 29, 39, 65, 211	74, 155	225, 241, 245	99, 100, 239
Pattern	220	49, 50, 64, 65, 134, 147, 148, 169, 170, 211, 249, 250			
Real World Problems	21, 35, 36, 38, 40, 55, 61, 133, 161	29, 39, 57, 65, 70, 71, 86, 90, 91, 92, 95, 96, 97, 98, 116, 119, 182, 244, 246	83	135, 149, 150, 151, 152, 156, 158, 173, 198, 200, 247	67, 100, 118, 120, 121, 123, 124, 125, 126, 127, 142, 178, 179, 203, 223, 239
Shapes	106, 128, 133, 162, 175, 176	49, 50, 64, 65, 107, 134, 186	1, 12, 48, 51, 58, 74, 83, 84, 114, 130, 155, 157, 190, 191, 210, 222, 224, 237	129, 221	75, 87, 99, 113
Subtraction	93, 94, 101, 102, 105, 106, 108, 109, 110, 111, 112, 115, 117, 161, 171, 187, 230, 231, 233, 235, 236, 240	39, 91, 92, 95, 96, 97, 98, 103, 104, 105, 116, 119, 193, 227, 228, 229, 242, 243, 244			
Time				149, 150, 151, 152	
Weight				198, 200	
Whole Numbers	3, 4, 5, 6, 24, 31, 33, 34, 37, 38, 41, 42, 43, 44, 45, 46, 47, 52, 63, 88, 137, 139, 140, 141, 144, 145, 146, 153, 154, 159, 165, 171, 180, 181, 183, 188, 204, 208, 209, 212, 213, 215, 220, 226, 230, 231, 233	20, 23, 25, 28, 30, 32, 50, 122, 143, 147, 148, 169, 170, 172, 182, 184, 227, 229, 242, 243, 244, 246, 248, 249, 250			


Free resource from www.criticalthinking.com. Commercial redistribution prohibited




Which fish is second?




Which fish is third?




Which fish is first?



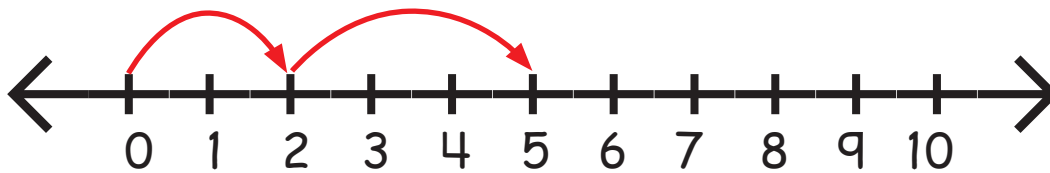
Which fish is fifth?



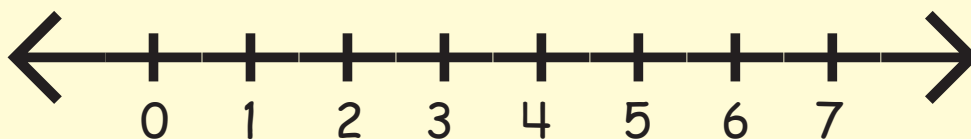
Which fish is fourth?



The number line is often used to show addition. Starting at zero, hop to the first number. Then, using that number as a starting point, hop the number of steps indicated by the second number. The landing point of the second hop shows the sum of the two numbers. For example,  $2 + 3$  would appear as:

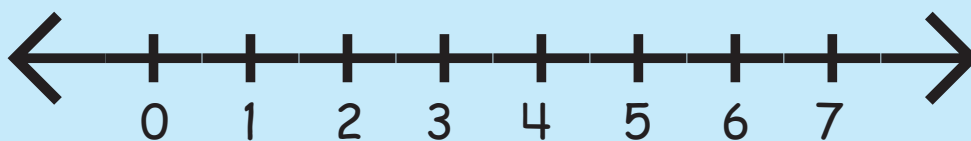


Use the number line to show  $1 + 2$ , then write the sum.



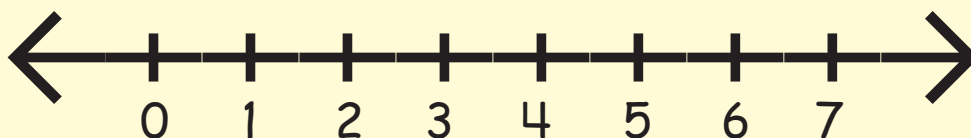
$1 + 2 = \underline{\quad}$

Use the number line to show  $2 + 1$ , then write the sum.



$2 + 1 = \underline{\quad}$

Use the number line to show  $2 + 2$ , then write the sum.




$2 + 2 = \underline{\quad}$

Numeral Guide


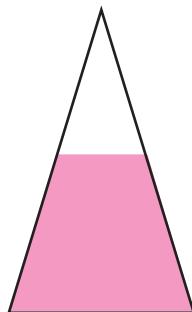


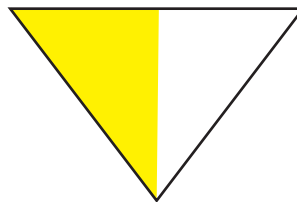


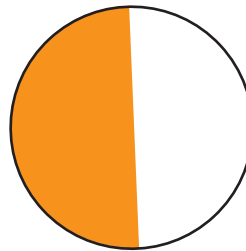


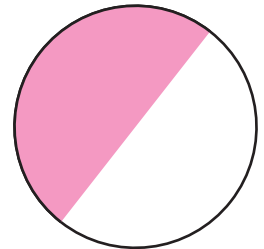
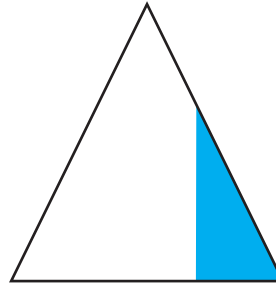
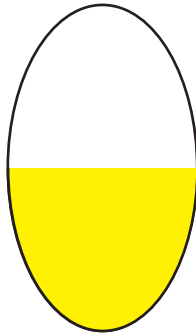

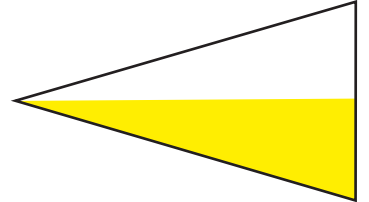





# The Kitchen Puzzle



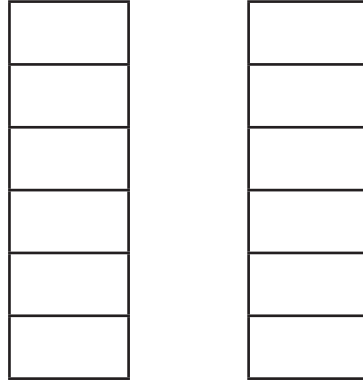
1. How many people are going to be eating at the table today? How do you know?
2. Will anyone eat fruit today? How do you know?
3. What will the people drink? How do you know?
4. Does the puzzle take place in the morning? How do you know?
5. Is there an animal that lives in this house? How do you know?

An object that is split into two parts of the same size has two halves. Circle each object that has one half of its area colored. Put an X through each object that does not.

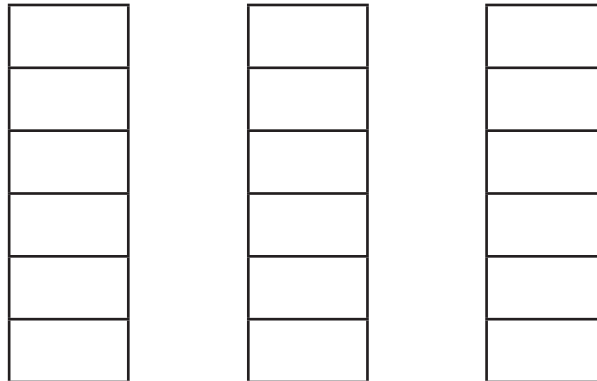


Free resource from www.criticalthinking.com. Commercial redistribution prohibited

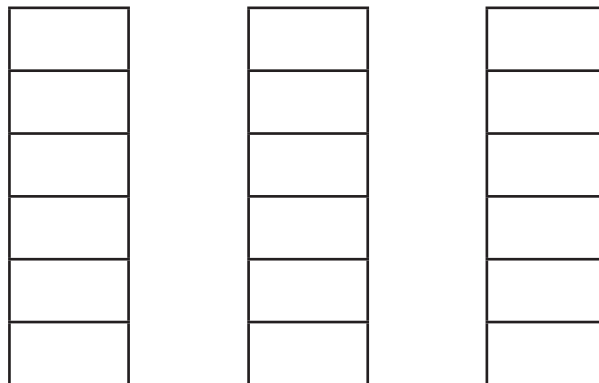
Create a bar graph that shows more mice than birds.



Create a bar graph that shows four men, fewer boys than men, and fewer girls than men.






Create a bar graph that shows three dogs, more cats than dogs, and more fish than dogs.



# The Fruit Stand

Each giant strawberry costs a nickel. Count the strawberries by 5s. How much are all the strawberries? \_\_\_\_\_ ¢



Each slice of watermelon costs a nickel. Count the slices by 5s. How much are all the watermelon slices? \_\_\_\_\_ ¢

