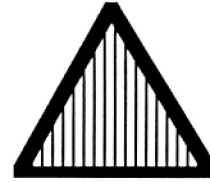




## TABLE OF CONTENTS

<b>TEACHER SUGGESTIONS AND INSTRUCTIONS</b> .....	iv
Sample Lesson Plan .....	v
<b>SIMILARITIES AND DIFFERENCES</b>	
Matching Shapes .....	1
Shapes That Do Not Match .....	19
Combining Shapes .....	31
Finding Shapes .....	45
Dividing Shapes into Equal Parts .....	51
Completing the Shape .....	61
Copying a Figure .....	67
Covering a Figure .....	75
Copying a Reduced Figure .....	81
<b>SEQUENCES</b>	
Tracking .....	85
Paths .....	93
Copying a Pattern .....	99
What Comes Next? .....	111
Completing a Pattern .....	119
Sequences of Shapes and Figures .....	129
Paper Folding .....	139
<b>CLASSIFICATIONS</b>	
Classifying—Color and Shape .....	145
Classifying—Color, Shape, and Size .....	159
Grouping by Shape .....	167
Grouping by Color .....	172
Grouping—Color and Shape .....	175
Describing a Group—What Does Not Belong? .....	183
Describing a Group—Adding Shapes .....	189
Describing a Group—What Belongs? .....	195
Separating Groups by Color .....	199
Separating Groups by Shape .....	201
Separating Groups by Size .....	207
Forming a Group .....	209
Groups with Common Elements .....	215
Defining a Group .....	221
Common Properties .....	223
<b>ANALOGIES</b>	
Shape and Color .....	227
Shape and Size .....	231
Shape, Color, and Size .....	233
Shape and Position .....	235
Shape .....	239
Pattern .....	241
Shape and Pattern .....	243

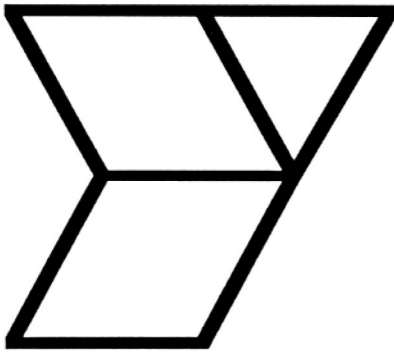
### COMBINING SHAPES

Place a PATTERN BLOCK on each shaded shape.

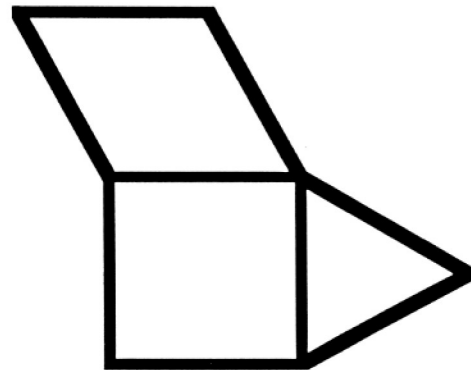


Find the figures below that can be made by combining the three blocks.  
Color the figures you can make.

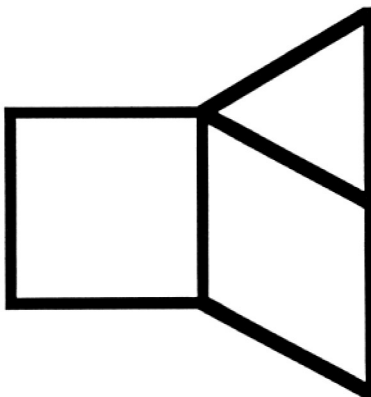
**A**




**B**



**C**

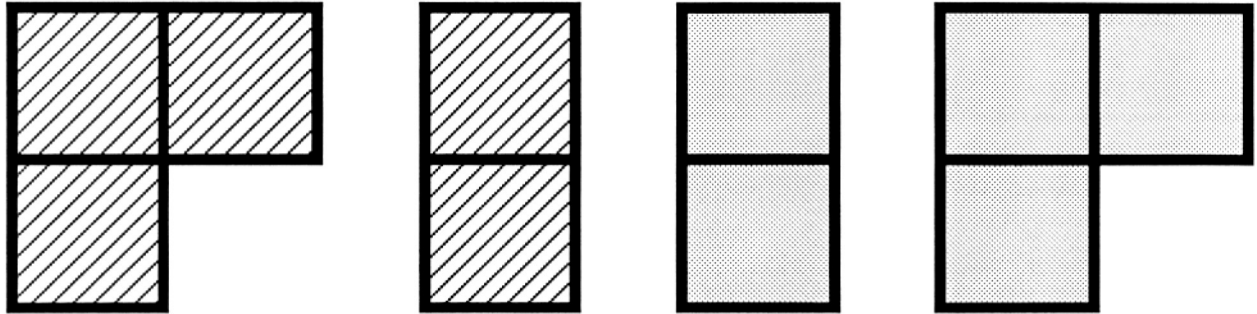


**D**



## CLASSIFYING—COLOR AND SHAPE

Using two different colors of INTERLOCKING CUBES, make two copies of each figure below.



Place a correct INTERLOCKING CUBE figure on each picture below.  
 In each dotted box, place a figure that is the same color and same shape.  
 Trace the figures and color the pictures to match the cubes.

**A**

↓

**B**

↓

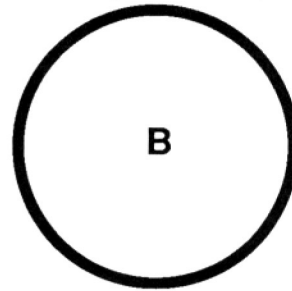
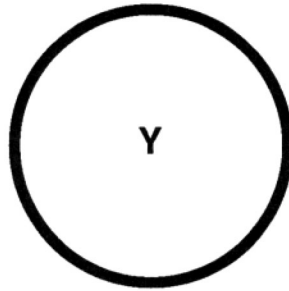
**C**

↓

Free resource from [www.criticalthinking.com](http://www.criticalthinking.com). Commercial redistribution prohibited

### SHAPE AND COLOR

Place a red (R), yellow (Y), or blue (B) ATTRIBUTE BLOCK on each shape on the page.



The first two blocks in each row below are related by shape and color.  
 Choose the block from above that is related to the third block in the same way.  
 Place it in the dotted box.  
 Trace the blocks and color the pictures to match.

**A**

**B**

**C**