

TABLE OF CONTENTS

INTRODUCTION iv

Comma Series: Who’s Who 1

Comma Series: What’s What 2

Comma Series: Action 4

Comma: Who’s Being Addressed (Noun of Address) 6

Comma: Separate State 10

Comma: Around the Year 12

Comma: Special Beginnings (Introductory Words) 13

Comma: Who Says What (Dialogue) 15

Conjunctions Tie It Up 19

Question Mark/Period: Questionable Endings 21

Exclamation Mark: Exclaimed or Not 24

Apostrophe: Leaving Out Letters (Contractions) 26

Apostrophe: Who’s An Owner 28

Quotation Marks: Quote or Title? 30

SAMPLE LESSONS 32



ANSWER KEY 38

Free resource from www.criticalthinking.com. Commercial redistribution prohibited

Comma Series: What's What


7. Which picture shows the meaning of the text? Use two commas to correct the sentences.

First, you notice the cat. Then you see the dog give her a treat and put her on a leash. The cat won't come near her.



8. The picture shows the wrong meaning of the text. Add two commas to show the real meaning.

The pig runs in the grass pants and lies down. He wears only his skin!



9. Find the meaning in the text below. Add the missing commas to correct it.

We enjoy the winter spring and fall. In the spring, we like to watch the frog spring and fall. He never gets hurt when he falls.

RULE: In a series of three or more items, place a comma after each item except the last. *She goes home, shuts the door, and reads a book after school.*